

solone 1 kg 1 mg predni - 2.6%

5 가 253 Siegel 42

(Rheodex - D®) 250 ml 70 (28.4%), 22 (8.9%), 가 119 (48.4%)

122 , 131 51.6%

45.6 5 81

가 1

Siegel¹¹⁾ (Table 1) grade I, II, III , 15 dB

grade IV

105

31 (vestibular fu - nction test)

20% 가 (caloric test)

(canal paresis)

two sample t - test, chi - square test

(Fig. 1), (Fig. 2), (Fig. 3), (Fig. 4)

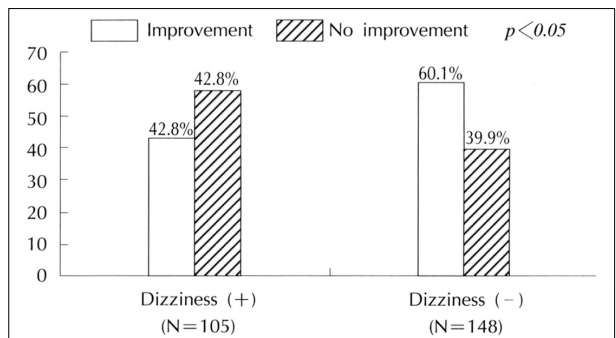


Fig. 1. Hearing improvement rate according to presence of dizziness symptom (n=253).

5 (2.1%)

11 (4.7%),

가 25 (10.6%)

8 4 4

Table 1. Criteria of hearing recovery (according to Siegel's criteria)

Grade	Hearing recovery
Complete recovery	Final hearing better than 25 dB
Partial recovery	More than 15 dB gain and final hearing 25 - 45 dB
Slight improvement	More than 15 dB gain and final hearing poorer than 45 dB
No improvement	Less than 15 dB gain

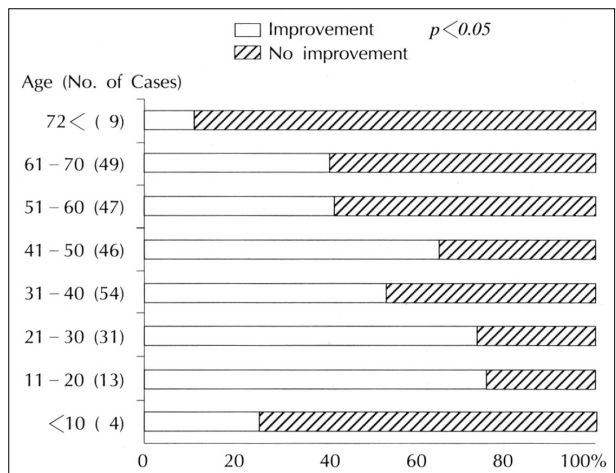


Fig. 2. Improvement rate according to the age of patients (n=253).

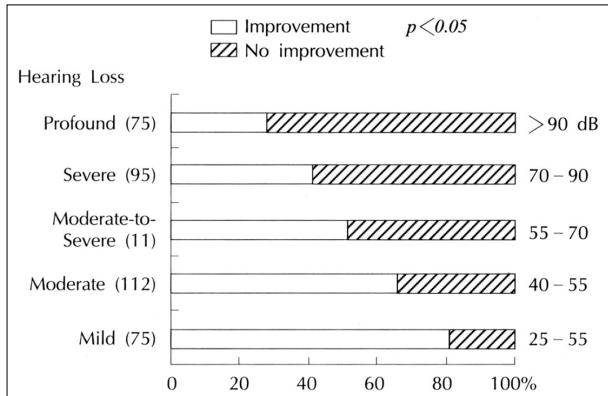


Fig. 3. Improvement rate according to the degree of initial hearing threshold (n = 253).

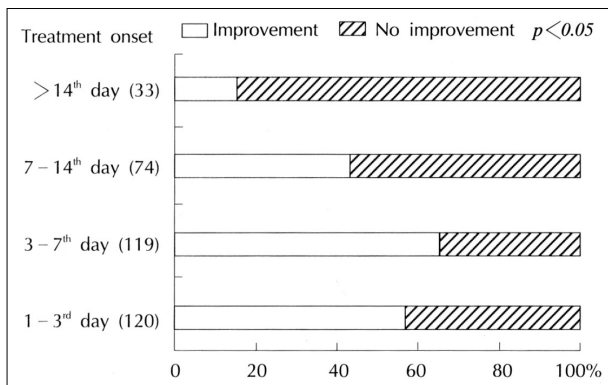


Fig. 4. Improvement rate according to days of treatment onset (n = 253).

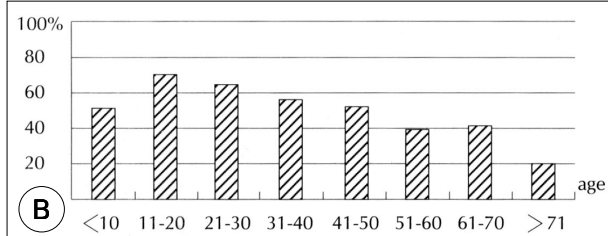
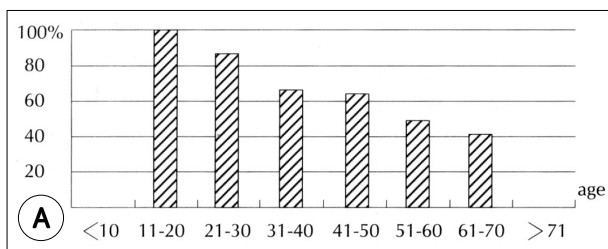


Fig. 5. A : Improvement rate according to the age of patients without dizziness (n=148) p<0.05. B : Improvement rate according to the age of patient with dizziness (n=105) p<0.05.

(n = 105) (n = 148)

(Fig. 5A, B),

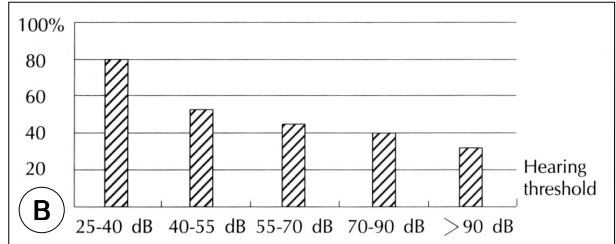
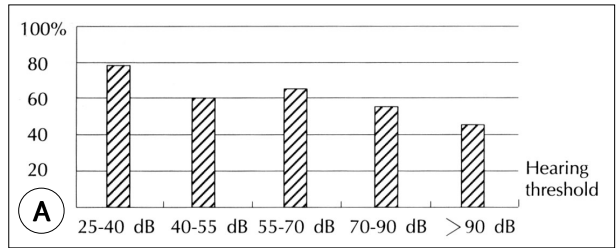


Fig. 6. A : Improvement rate according to the degree of initial hearing threshold of patients without dizziness (n=148) p<0.05. B : Improvement rate according to the degree of initial hearing threshold of patients with dizziness (n=105) p<0.05.

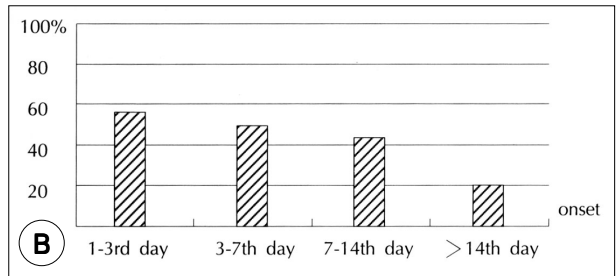
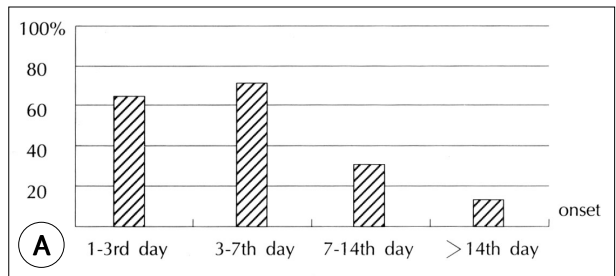


Fig. 7. A : Improvement rate according to days of starting treatment the cases without dizziness (n=148) p<0.05. B : Improvement rate according to days of starting treatment in cases with dizziness (n=105) p<0.05.

(Fig. 6A, B),

(Fig. 7A, B)

가

가

(Table 2).

caloric

31

Table 2. Analysis of positive prognostic factor between the presence and absence of dizziness (n=253)

Positive prognostic factors	Dizziness (+) (n=105)	Dizziness (-) (n=148)	p-value
Age (years)	47.2 ± 16.8	44.5 ± 15.6	p > 0.05
Initial hearing level (dBHL)	64.2 ± 10.9	59.3 ± 12.8	p < 0.05*
Treatment onset (days)	6.1 ± 4.6	5.3 ± 4.9	p > 0.05

Table 3. Improvement of hearing loss according to the result of caloric test which was performed within the first week of sudden hearing loss (n=15, p < 0.05). Numbers in parentheses indicate overall cases of the caloric test (n=31, p > 0.05)

	Positive canal paresis	Negative canal paresis
Improvement	3 (4)	3 (5)
No improvement	9 (15)	0 (7)

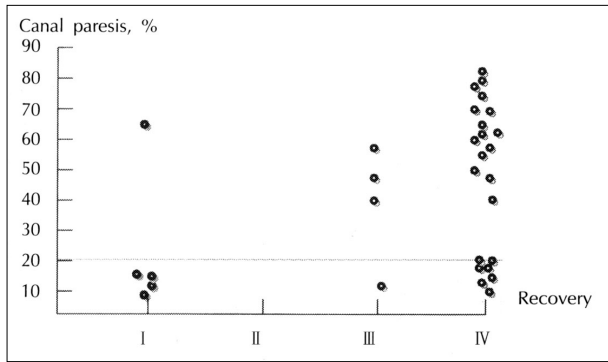


Fig. 8. Grade of hearing recovery of patients divided by the dotted line (indicative of 20% of canal paresis). There was difference in hearing recovery between canal paresis and normal vestibular function group (n=31).

가
가
1
15
(p < 0.05)
가
(Table 3).
(%)
가
(Fig. 8).
가
4000
15,000
가
1%

가
Wilson
double-blind st-
udy
가
Byl
1
가 1
90%
5%
5)
6)12)13) Ma -
ttox Simmons,⁴⁾ Siegel¹¹⁾
10 70
42 49 가
Wilson
40 dB
, 90
dB
40 dB 90 dB
2) Hong 14)
Kwon 7)
9)
58 dB 64
10)
4)7)14)

Siegel

7

¹¹⁾

가

4.7 6.6

1

4)5)7)8)13)15)

가

가

4)6)13) Kwon ⁷⁾

¹⁵⁾

Yamamoto

¹⁵⁾

Chon ¹⁶⁾

가

가

caloric test

가

가

가

44.7%, 51.7%

12.5%, 12.1%

Khetarpal

가

¹⁷⁾

가

Nakashima

⁸⁾

가

가

가

가

Table 2

가

가

가

가

¹⁸⁻²⁰⁾

REFERENCES

- 1) De Kleyn A. Sudden complete or partial loss of function of the octarus system in apparently normal person. *Acta Otolaryngol* 1944;32:407-29.
- 2) Wilson WR, Byl FM, Laird N. The efficacy of steroids in the treatment of idiopathic sudden hearing loss. a double-blind clinical study. *Arch Otolaryngol* 1980;106:772-6.
- 3) Whitaker S. Idiopathic sudden hearing loss. *Am J Otol* 1980;1:180-3.
- 4) Mattox DE, Simmons FB. Natural history of sudden sensorineural hearing loss. *Ann Otol* 1977;86:463-80.
- 5) Byl FM. Sudden hearing loss: eight years' experience and sugg-

- sted prognostic table. Laryngoscope 1984;94:647-61.*
- 6) Lim HS, Kim HN, Kim GR, Chung MH, Shim YJ. *A clinical analysis of idiopathic sudden sensorineural hearing loss. Korean J Otolaryngol 1986;29:191-200.*
 - 7) Kwon TH, Kim BS, Kim SH, Lee SH, Cho TH, Seong CS. *Combined therapy for sudden sensorineural hearing loss. Korean J Otolaryngol 1995;38:1183-8.*
 - 8) Nakashima T, Yanagita N. *Outcome of sudden deafness with and without vertigo. Laryngoscope 1993;103:1145-9.*
 - 9) Jaffe B. *Clinical studies in sudden deafness. Adv Otolaryngol 1973;20:221-8.*
 - 10) Bendavid Y, Danino J, Podoshin L. *Idiopathic sudden deafness. Ear Nose Throat J 1982;61:54-60.*
 - 11) Siegel LG. *The treatment of idiopathic sudden sensorineural hearing loss. Otolaryngol Clin North Am 1975;8:467-73.*
 - 12) Jang BS, Shin SL, Hong SM, Yoon HY, Choi EC. *Clinical analysis on sudden sensorineural hearing loss. Korean J Otolaryngol 1991;34:913-20.*
 - 13) Kim SM, Park GJ, Lee WY, Kim CA. *Clinical analysis of sudden sensorineural hearing loss. Korean J Otolaryngol 1994;37:231-9.*
 - 14) Hong JH, Kim JW, Kim SH. *Steroid effect on the sudden sensorineural hearing loss. Korean J Otolaryngol 1990;33:1104-14.*
 - 15) Yamamoto M, Kanzaki J, Ogawa K, Inoue Y. *Hearing recovery and Vestibular symptoms in patients with sudden deafness and profound hearing loss. Acta Otolaryngol 1994;suppl 514:41-4.*
 - 16) Chon KM, Roh HJ. *The presumptive factors concerning to the prognosis of sudden deafness. Korean J Otolaryngol 1988;31:250-8.*
 - 17) Khetarpal U. *Investigations into the cause of vertigo in sudden sensorineural hearing loss. Otolaryngol Head-Neck Surg 1991;105:360-71.*
 - 18) Berg M, Pallasch H. *Sudden deafness and vertigo in children and juveniles. Adv Otolaryngol 1981;27:70-82.*
 - 19) Friedrich G, Wolf G. *Relevant prognostic factors in hearing loss. HNO 1984;32:32-74.*
 - 20) Noury KA, Katsarkas A. *Sudden unilateral sensorineural hearing loss: a syndrome or a symptom? J Otolaryngol 1989;18:274-7.*